



KA116 16 PORT HDMI SPLITTER V2.0



The 18Gbps 1x16 HDMI Splitter can distribute 1 HDMI source signal to 16 HDMI display devices synchronously. Supported video resolution is up to 4K2K@50/60Hz 4:4:4. The product supports advanced EDID management. It also supports HDR, HDR10, HDR10+, HLG and Dolby vision function. This product is widely used in multimedia conference halls, TV teaching, large-screen display projects and other places.

Features

- HDMI 2.0b, HDCP 2.2 / 1.x and DVI 1.0 compliant
- Support 18Gbps video bandwidth
- Support video resolution up to 4K2K@50/60Hz 4:4:4
- Support digital audio format: DTS-HD/Dolby-true-HD/LPCM 7.1/DTS/DolbyAC3/DSD
- Support HDR, HDR10, HDR10+, HLG and Dolby vision
- Advanced EDID management
- Support length up to 10meter using standard HDMI cable

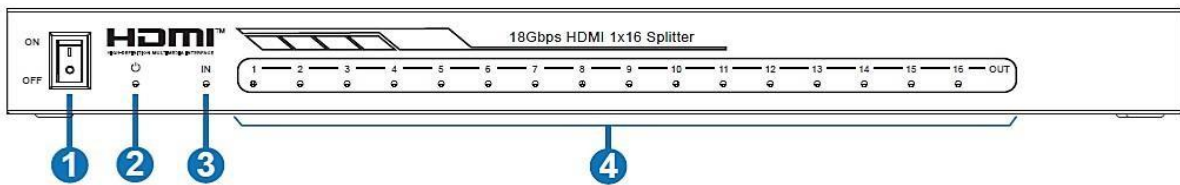
Specifications

Technical	
HDMI Compliance	HDMI 2.0b
HDCP Compliance	HDCP 2.2/1.x
Video Bandwidth	594MHz/18Gbps
Video Resolution	Up to 4k2k@50/60Hz 4:4:4
Color Depth	8-bit,10-bit,12-bit(1080p@60Hz)
	8-bit (4K2K@60Hz YUV4:4:4) 8-bit,10-bit,12-bit(4K2K@60Hz YCbCr 4:2:2/4:2:0)
Color Space	RGB 4:4:4, YCbCr 4:4:4, YCbCr 4:2:2/4:2:0
HDR	Support HDR, HDR10, HDR10+, HLG, Dolby vision
HDMI Audio Formats	PCM2.0/5.1/7.1CH, Dolby 5.1, DTS5.1, Dolby-TrueHD, DTS-HD
ESD Protection	Human body model—±8kV (Air-gap discharge) & ±4kV (Contact discharge)
Connection	
Input	1×HDMI Type A (19-pin female)
Output	16×HDMI Type A (19-pin female)
Control	1×SERVICE (Micro USB, Update port)
	1x DIAL switch [5-pin]
Mechanical	
Housing	Metal Enclosure
Silkscreen Color	Black
Dimensions	300mm (W) × 100mm (D) × 28mm (H)
Weight	900g
Power Supply	Input: AC100 - 240V 50/60Hz, Output: DC 12V/2.5A (US/EU standards, CE/FCC/UL certified)

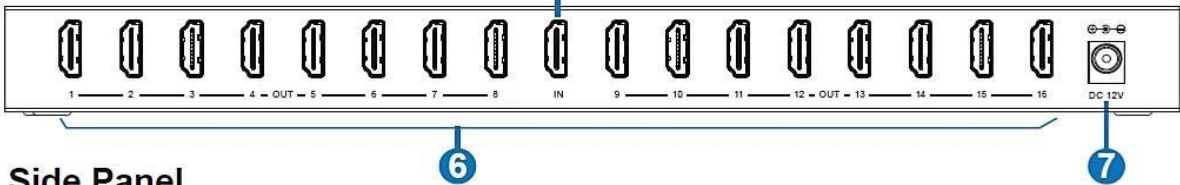
Power Consumption	12W
Operation Temperature	0°C ~ 40°C / 32°F ~ 104°F
Storage Temperature	-20°C ~ 60°C / -4°F ~ 140°F
Relative Humidity	20~90% RH (non-condensing)

Operation Controls and Functions

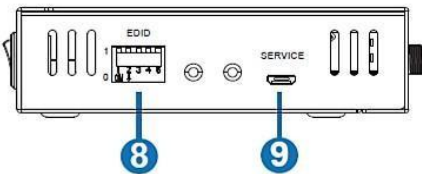
Front Panel



Rear Panel



Side Panel



No.	Name	Function Description
1	POWER switch	Press this switch to power on/off the device.

2	POWER LED	When the device is powered on, the power LED will be on.
3	IN LED	When the HDMI IN port connects an active source device, the green LED will be on.
4	OUT LED	When the HDMI OUT port connects an active display device, the corresponding green OUT1/5 LED will be on.3 4
	(1~16)	
5	HDMI IN port	HDMI input port, connect to HDMI source device such as DVD or set-top box with an HDMI cable.
6	HDMI OUT port (1~16)	HDMI output port, connect to the HDMI display device such as TV or Monitor with an HDMI cable.
7	DC 12V	Plug the DC 12V power supply into the unit and connect the adaptor to an AC outlet.
8	EDID DIAL switch	Used to set EDID mode. Please refer to Section “6. EDID Mode” for details.
9	SERVICE port	Firmware update port.

EDID Mode

The defined EDID setting list of the product is shown as below:

EDID Mode	EDID Description
11111	1080P, Stereo Audio 2.0
11110	1080P, Dolby/DTS 5.1
11101	1080P, HD Audio 7.1
11100	1080I, Stereo Audio 2.0
11011	1080I, Dolby/DTS 5.1
11010	1080I, HD Audio 7.1

11001	1080P 3D, Stereo Audio 2.0
11000	1080P 3D, Dolby/DTS 5.1
10111	1080P 3D, HD Audio 7.1
10110	4K2K30Hz_444, Stereo Audio 2.0
10101	4K2K30Hz_444, Dolby/DTS 5.1
10100	4K2K30Hz_444, HD Audio 7.1
10011	4K2K60Hz_420, Stereo Audio 2.0
10010	4K2K60Hz_420, Dolby/DTS 5.1
10001	4K2K60Hz_420, HD Audio 7.1
10000	4K2K60Hz_444, Stereo Audio 2.0
01111	4K2K60Hz_444, Dolby/DTS 5.1
01110	4K2K60Hz_444, HD Audio 7.1
01101	4K2K60Hz_444, Stereo Audio 2.0 HDR
01100	4K2K60Hz_444, Dolby/DTS 5.1 HDR
01011	4K2K60Hz_444, HD Audio 7.1HDR
01010	1080P, Stereo Audio 2.0
01001	1080P, Stereo Audio 2.0
01000	1080P, Stereo Audio 2.0
00111	1080P, Stereo Audio 2.0
00110	1080P, Stereo Audio 2.0
00101	1080P, Stereo Audio 2.0
00100	1080P, Stereo Audio 2.0
00011	1080P, Stereo Audio 2.0
00010	1080P, Stereo Audio 2.0
00001	1080P, Stereo Audio 2.0
00000	PC control mode

Application Example

